



Leader don't follow steps
... marks the way

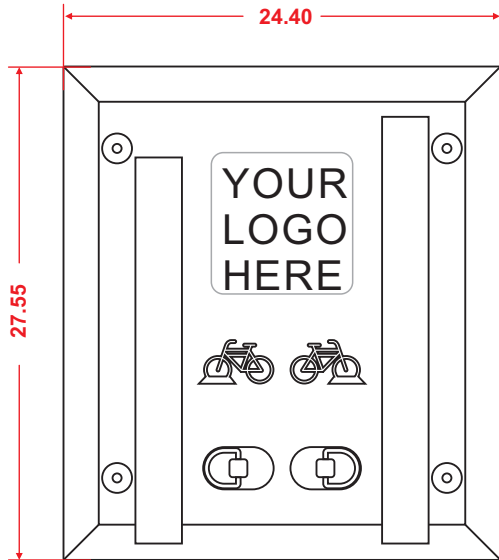


Features

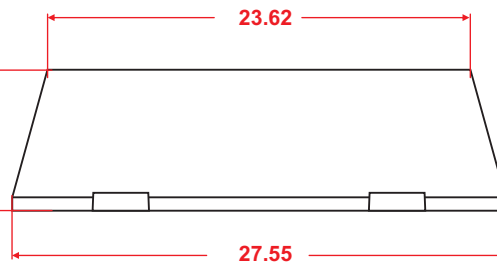
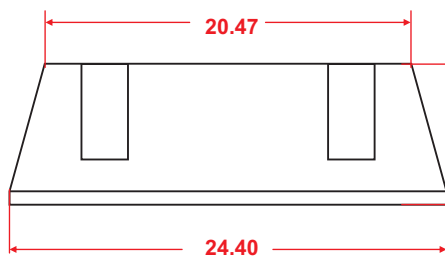
- Security urban furniture to park two bicycles.
- This device can be install to make rows or any figure.
- Normally the Dual Biciparking only can be a secure shelter for this vehicule with a lock chain (not included).
- Device are manufactured in medium density polyethylene.
- Each cyclist most take his own lock-chain to guarantee better use of the steel rings on device.
- Most municipalities, county or city authorities demand a printed 3D logo on the designated space in the device.
- This urban furniture has all weather protection included U.V.
- Suggested to be install in parks, traffic islands, housing units, private gardens and touristic zones.
- Device must be fixed on ground as it shows in this technical sheet..
- **Recommended Installation** : Each piece has four holes for correpondent ultrafix hexagonal head $\varnothing 3/8"$ x 5.9 in. screw, with an extralarge tacket $\varnothing 0.74$ in. x 5.51 in. (not included) Can use an equivalent.



Measures are nominal and can vary, between +- 2%.








Measure	
Length:	27.55 in.
Width:	24.40 in.
Height:	7.87 in.



Anchorage

First mark with precision to place the auger holes on ground. Then drill each with a 3/4" bit down to a 7" depth. Put the extralarge tackets in the hole (preferably add epoxic glue to fill-it for a stronger fixation). Put the piece and each screw with the correspondent 3/8" washer.

Your installation is ready.

-  Ultrafix screw hexagonal head 21 v Ø 3/8" x 5.9 in.
-  washer
-  installation holes
-  Extralarge tacket Ø 0.7 in x 1.37 in.
-  Hole in cement.