

Leader don't follow steps
... marks the way



WHAT IS THE PYRAMIDAL BOLLARD?

Very high resistant and protective device, triangular design with three reflective faces for a visible piece of traffic regulator from near or long distance.

Its remarkable features as urban ornament are very important, but its main function is to keep motorized vehicles away the pedestrian or bicycle zones, so its a traffic security limiter.

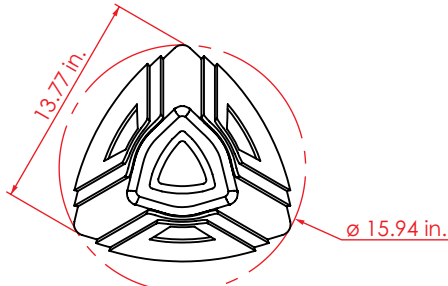
Its suggested to install forming large rows to circle the desired area impeding cars and else entering to forbidden room or to avoid them to park on sidewalks.

FEATURES

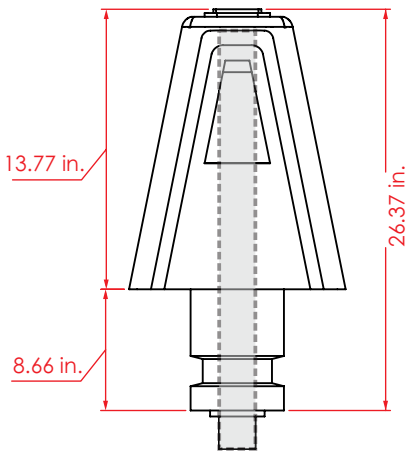
- Its original pyramidal shape make this bollard a piece of elegance from any point of view.
- Its an essential bollard for limit streets, parks, gardens, pedestrian zones, corporative entrances and wherever you need it.
- Made out in medium density polyethylene.
- **Internal steel soul reinforced.**
- Easy handle and easy storage.
- Drowned anchorage on any plane ground.
- Hard resistance to weather harshness including UV rays protection, extreme temperatures and liquids or solvents.
- No maiintenance needed.
- It contribute to a more safe and secure environnement.
- Great durability.
- Useful and easy to install on any surface.
- It has three faces to carry optional reflectives.



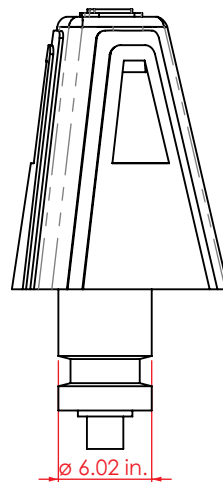
Measures are nominal and can vary, between +- 2%.
All dimensions in inches and onces & lb.



TOP VIEW



FRONT VIEW



LATERAL VIEW

Measure

Total	Functional Height: 17.71 in. Face width : 13.77 in.
3 Reflectives:	Height: 5.9 in. Width: 3.93 in.
Reflective color:	(optional) amber and white.

Recommended anchorage:

First mark the auger ubication, then perforate a hole 10 inches diameter and 9 inches depth with a perforating punch. Clear of dirt the hole as possible and pour the cement mix (previously prepared). Insert just the bollard base, check the level (no more, no less) and fill the rest of the hole to get a good cimentation.

