


Leader don't follow steps
... marks the way

WHAT ARE THE VIENNA BOLLARDS?

Excellent premium class urban furniture made out with an strict controlled process searching durability. Has a distintive reflective strip along its body.


Its main function is to divide the vehicle motorized traffic flow out off the pedestrian or bicycle zones, so its a functional limiter.

The suggested use in public places in long rows as well as in private areas.

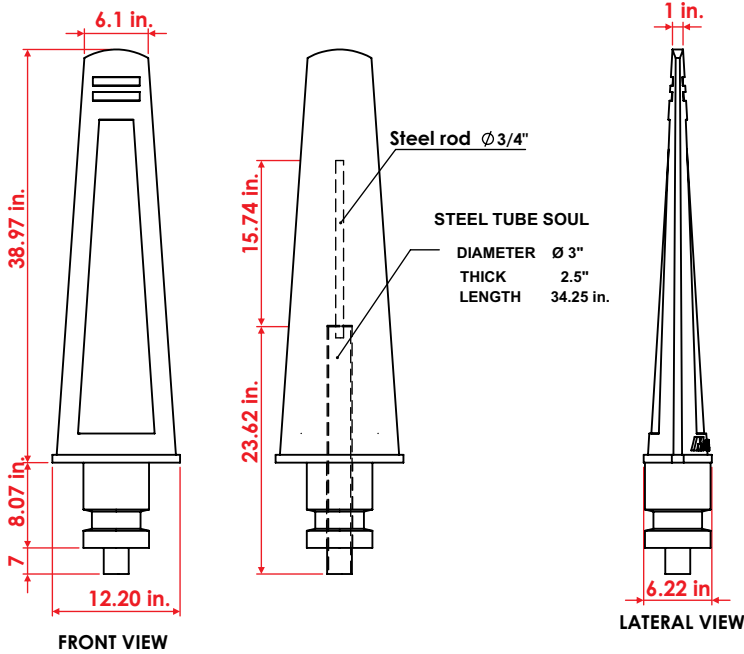


FEATURES

- Modern and robust body bollard.
- Help to create a safe and high standard environment.
- Made out in polyethylene
- With reinforced steel skeleton of tubular steel for a better shock resistance.
- No maintenance needed. Easy handle.
- UV resistant.
- Long life durability.
- Wide reflecting zone for a better night visibility.
- Installation by drowning on floor (see instructions).



Measures are nominal and can vary,
between $\pm 2\%$.
All dimensions in inches and onces & lb.



Measure

Total	Length: 12.20 in.
	Width: 6.22 in.
	Functional height: 38.97 in.
Reflective color:	White or amber

Anchorage

First mark the auger location, then perforate a hole 10 inches diameter and 9 inches depth with a perforating punch. Clear of dirt the hole as possible and pour the cement mix (previously prepared). Insert just the bollard base, check the level (no more, no less) and fill the rest of the hole to get a good cimentation.

