

Leader don't follow steps
... marks the way



WHAT ARE THE A1 BOLLARDS?



Excellent traffic equipment that has a double use: as ornament and as protective item for all citizens.

Its main function is to divide the traffic flow and the pedestrian or bicycle zones, so is a safety delimiter.

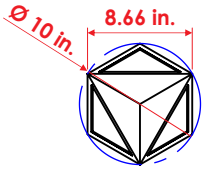
Suggested use in rows circling the forbidden area, public places as well as in private areas.

FEATURES

- Modern and robust bollard.
- Decoration and safety traffic element.
- The main function is to cut the pass of vehicles to forbidding areas.
- Also useful as a urban aligner.
- Help to create a safe and high standard environment.
- Body made out in medium density polyethylene,
- Multiple triangular faces with an artistic touch.
- Has a powerful internal steel soul for heavy impact resistance.
- Easy to install.
- Free maintenance and easy to handle.
- U.V. ray resistant, no decoloration.
- Great durability.



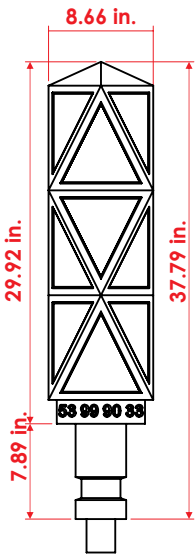
Measures are nominal and can vary, between +/- 2%.
All dimensions in inches and onces & lb.



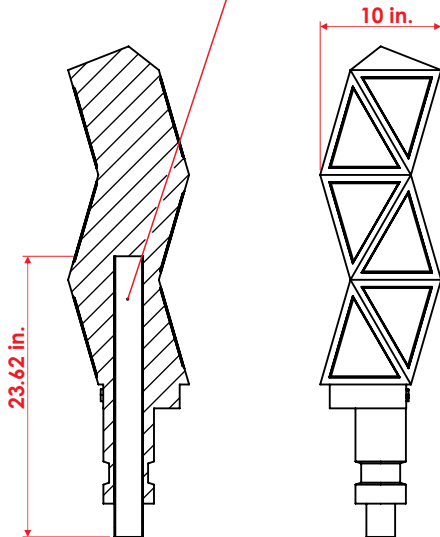
TOP VIEW

STEEL TUBE SOUL

DIAMETER Ø 3"
THICK 2.5"
LENGTH 34.25 in.



FRONT VIEW



LATERAL VIEW

Measure

Total Functional height: 29, 92 in.
Ø 10 in., Face width: 8.66 in.

Reflective (optional): 9 reflective zones.

Reflective color: Amber or white.

First mark the auger ubication, then perforate a hole 10 inches diameter and 9 inches depth with a perforating punch. Clear of dirt the hole as possible and pour the cement mix (previously prepared). Insert just the bollard base, check the level (no more, no less) and fill the rest of the hole to get a good cimentation.

