

Leader don't follow steps
... marks the way



WHAT ARE THE ROMAN BOLLARDS?

High resistant and protective urban ornament for dress your streets, avenues or any place in your community, like churches, schools or public squares.

WHAT BOLLARDS ARE FOR?

Its main function is avoid motorized vehicles invasion of forbidden or restricted zones. Are also useful for different objectives:

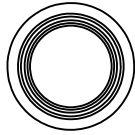
- To create visible perimeter of a property
- To separate the room in two or more areas.
- For traffic flow regulation & channelization.
- To select pedestrian access, but not motorized.

FEATURES

- Modern and elegant designed bollard with a reflective fanal on top.
- Very useful as a urban designer.
- Great durability and impact resistant.
- Medium sphere top finish and a good helper to create a safer environment.
- UV resistant and no decoloration.
- With reinforced steel skeleton of tubular steel for a better shock resistance.
- Its objective is to keep the free movement and safety of pedestrians.
- Easy installation, (Drowned on floor).
- Big reflective area for a better night visibility.
- Perceptible from all angles.



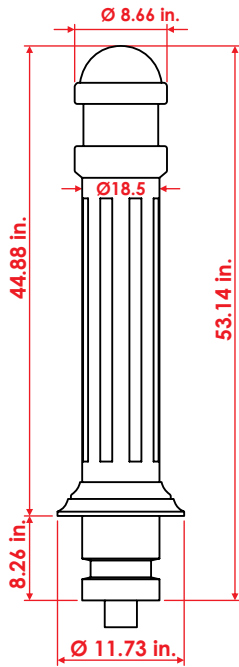
Measures are nominal and can vary,
between +- 2%.
All dimensions in inches and onces & lb.



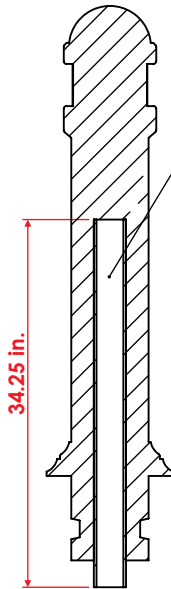
TOP VIEW

STEEL TUBE SOUL

DIAMETER \varnothing 3"
THICK 2.5"
LENGTH 34.25 in.



FRONT VIEW



Measure

Total	Lower diameter: 11.73 in.
	Top diameter: 8.66 in.
	Functional Height: 44.88 in.
	Total height: 53.14 in.
Reflective body:	Amber or white

First mark the auger ubication, then perforate a hole 10 inches diameter and 9 inches depth with a perforating punch. Clear of dirt the hole as possible and pour the cement mix (previously prepared). Insert just the bollard base, check the level (no more, no less) and fill the rest of the hole to get a good cimentation.

