

True leaders do not follow
...they lead the way

WHAT IS A LANE SEPARATOR?


Recommended for separating and channelizing dedicated lanes for buses, Bus Rapid Transit systems, and bicycle lanes.

Designed to guide traffic flow and improve roadway organization.

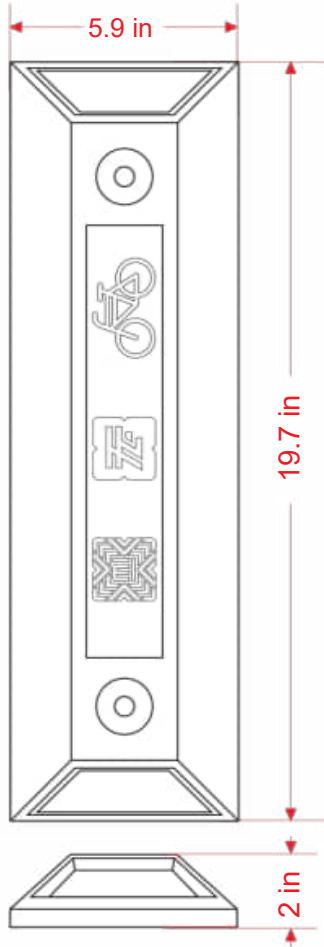


Product Features

- Manufactured from high-strength polymer for enhanced durability and dimensional stability under extreme temperatures
- UV-protected finish
- Strong performance against moisture, corrosion, and variable weather conditions
- One-piece monolithic body
- High-technology design with a truncated pyramid shape
- Low-height configuration minimizes tire contact and eliminates sharp edges on the roadway surface
- Reflective end elements improve nighttime visibility
- Yellow color ensures high roadway visibility and extended service life
- Fast and simple installation process
- Two pre-drilled anchor holes for secure installation
- Optional logo area on the top surface
- Custom logo version available for orders starting at 1,000 units



Dimensions are nominal and may vary by $\pm 2\%$



Specifications

Overall dimensions:

Length: 19.7 in


Width: 5.9 in

Height: 2 in

Weight:

5 lb

Anchored with epoxy resin



Concrete anchoring steel spike (1/2" x 9.8")



Concrete anchoring:
Extra-large concrete anchor (3/4" x 5.5") and Ultrafix screw (3/8" x 6")