



Leader don't follow steps
... marks the way



WHAT IS THE PALETTE CHANNELING POLIFLEXY?

Is a road bump with a flexible tongue used to create or draw protected lanes on roads.

HOW CHANNELERS WORKS?


To conduce deviations and orient traffic counter-flows, force vehicles drivers to respect exclusive lanes on avenues and streets.

RECOMMENDED USE

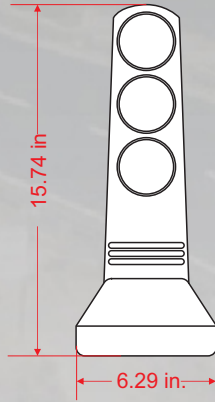
An excellent signalise option for your only-bicycle protected lanes and for mark different type of rails

Features

- Flexible channeller with flexible pallet and auto-reboundable impact system.
- The best equipment to mark traffic counter-flow and other like temporal deviations.
- Anti-skid, shock absorption and a good mechanical resistance based on its material.
- High visibility on day and night time.
- UV protected plastic.
- Easy transportation light weight channeller.
- No sharpen edges and no metallic parts inside, totally harmless.
- Channeller is made out in high density polyethylene and pallet is composed of Poliflexy®.
- This device is on two large sizes 27.55 in. and 31.49 in. with same benefits.
- Fixation on floor with two anchors. For best results use epoxic glue too (not included)



Measures are nominal
and can vary,
between +- 2%



Measure

Total

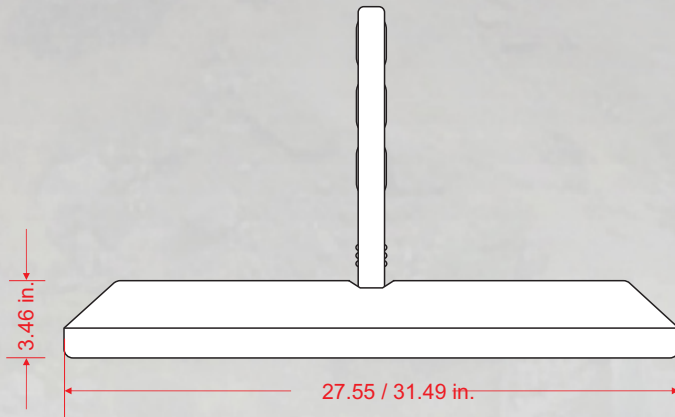
Length: 27.55 / 31.49 in
Width: 6.29 in.
Height: 15.74

Reflectives

6 Circles of Ø 2"

Reflective colors

Amber and white



Mark in the floor the auger place with precision.

Drill with a 2" drill bit to make a guide for the steel nails down to 3".

Center the nail in the hole to maintain the thermal dilatation protection.

Put in place the channeler.

Insert the anchors and hammer them carefully.

